

## The Lunar New Year Lantern ~ Spaceship Lantern

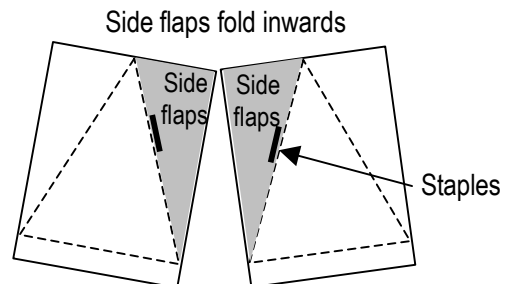
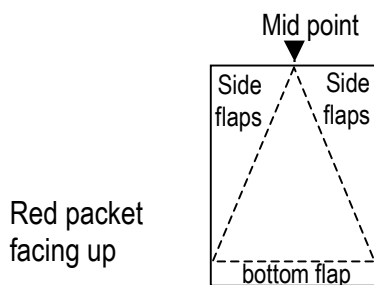
This Spaceship Lantern is easy for young children to make as it does not require much gluing.

### Materials

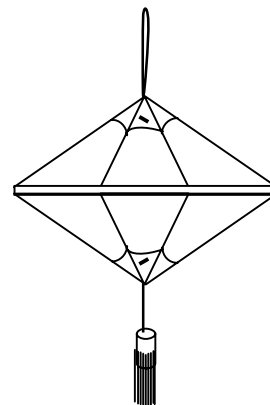
- 12 red packets or ang baos
- 1 red oriental tassel
- 1 red string (for hoop to hang)
- Stapler and staplers
- Glue (optional)
- Decorative accessories (optional)

### Steps

1. Use a ruler to make fold lines on all the red packets according to the picture shown.
2. Align the folded side flaps side by side and staple them close to the fold line.



3. Join 6 red packets to make the top of the lantern and another 6 to make the bottom.
4. Curve the 2 flaps of each red packet, overlapping them. Staple it.



5. Attach the tassel to the bottom and the hoop to the top.
6. Join the top and bottom together by stapling the bottom flaps together.
7. Decorate with flowers and beads (optional)