


# BOY SCOUT/VARSITY SCOUT UNIFORM INSPECTION SHEET

## OFFICIAL PLACEMENT OF INSIGNIA

SHOULDER EPAULETS  
AND LOOPS



RIGHT SLEEVE



LEFT SLEEVE

Conduct uniform inspection with common sense; the basic rule is neatness.

**Merit Badge Sash.** If worn, merit badges are attached to front (and back, if needed) of sash. Venture/Varsity letter is attached at bottom front corner. Temporary insignia may be worn on back.

**Shoulder Epaulets.** Red shoulder loops identify Boy Scouting (all members of a troop). Blaze (orange) loops identify Varsity Scouting.

**Left Sleeve.** Council patches, unit numeral, and badge of office are worn as shown snug up, and touching each other. Badge of office is centered below and touches unit numeral. The veteran unit bar (25, 50, 55, 60, 65, 70, 75, or 80 years) is positioned above and touching troop numeral and in turn touching council patch. Den chief cord is worn over the left shoulder and under epaulet.

**Left Pocket.** Service stars above the pocket. If a medal or embroidered knot for youth members is worn, service stars are raised. Embroidered square knots are worn centered above the pocket in rows of three. Not more than five medals may be worn, pinned centered immediately above the pocket (extending over knots if both are worn). The wearing sequence for knots or medals is at the wearer's discretion and lead color is to the wearer's right. Badges of rank are worn centered on the pocket above the Arrow of Light Award. Flap buttoned. The World Crest is worn centered horizontally over the left pocket and vertically between the left shoulder seam and the top of the pocket.

**Right Sleeve.** U.S. flag. Only the most recently earned Quality Unit Award may be worn below patrol emblem or below National Honor Patrol star. Musician badge, if in band or drum corps, is worn ½ inch below patrol emblem. Up to six merit badges may be worn on the long-sleeve shirt in two columns of three starting 3 inches above the bottom edge of the cuff.


**Right Pocket.** Jamboree insignia (only one) worn above BSA or interpreter strip. Order of the Arrow lodge insignia worn on pocket flap. Temporary insignia worn centered on the pocket. Flap buttoned. The Varsity or Venture strip is worn above the BSA strip or above the interpreter strip. Nameplate, if worn, is centered above the BSA strip, interpreter strip, and Venture or Varsity strip.



VENTURE

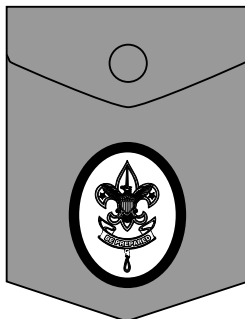
FRANÇOIS

BOY SCOUTS OF AMERICA





RECRUITER

RIGHT POCKET



LEFT POCKET



Position above diagram on left sleeve to guide you on proper placement of insignia.



The Scouting Seal  
Is Your Guarantee of  
Quality, Excellence,  
and Performance.

**BOY SCOUT/VARSITY SCOUT  
UNIFORM INSPECTION SHEET**

**General Appearance.** Allow 4 points for each: (1) good posture, (2) clean face and hands, (3) hair combed, (4) neatly dressed, (5) clean fingernails.  
20 pts.

**Headgear.** Two styles: (1) visored cap; or (2) campaign hat. All troop members must wear one of the headgear chosen by vote of the troop/team. Varsity Scouts wear only the blaze and brown visored cap.  
5 pts.

**Neckerchief and Slide.** Insignia at back should be right side up and centered. Fold long edge over several flat folds to about 6 inches from tip of neckerchief. A tight fold prevents gathering around the neck and is more efficient than rolling or twirling. Draw neckerchief slide over ends and adjust to fit snugly. By vote of troop, ends may be left hanging loose or tied in a slip-knot. The neckerchief is optional to the troop.  
5 pts.

**Shirt.** Official long- or short-sleeve tan shirt with red or blaze orange shoulder loops on epaulets. The troop/team may vote to wear a neckerchief, bolo tie, or no neckwear. In any case, the collar should be unbuttoned. The troop/team has the choice of wearing the neckerchief over the turned-under collar or under the open collar.  
15 pts.

**Belt.** Olive web with BSA insignia on brass buckle; or official leather with international-style buckle or buckle of your choice, worn only if voted by the troop/team. Members wear one of the belts chosen by vote of the troop/team.  
5 pts.

**Pants/Shorts.** Official, olive, pressed; no cuffs.  
15 pts.

**Socks.** Official olive-colored mid-calf-length socks with red tops worn with official shorts or trousers. (Long socks are optional with shorts.)  
5 pts.

**Shoes.** Leather or canvas, neat and clean.  
5 pts.

**Registration.** Current membership card or temporary certificate on person.  
5 pts.

**Insignia.** Correct placement left pocket, 5 points; right pocket, 5 points; left sleeve, 5 points; right sleeve, 5 points.  
20 pts.

<b>UNIFORM POINTS</b>	<input type="checkbox"/>
<b>INSIGNIA POINTS</b>	<input type="checkbox"/>
<b>TOTAL POINTS</b>	<input type="checkbox"/>
<i>PERFECT SCORE 100 POINTS</i>	



For more information about insignia, see *Insignia Guide*, No. 33066B.

**UNIFORM INSPECTION SCORE**

Name \_\_\_\_\_ Troop/Team No. \_\_\_\_\_

#34283

Patrol/Squad \_\_\_\_\_



7 30176 34283 2

34283  
2000 BOY SCOUTS OF AMERICA

**OUR UNIT INSPECTION  
WILL BE HELD ON**

**BRING THIS FORM  
WITH YOU**

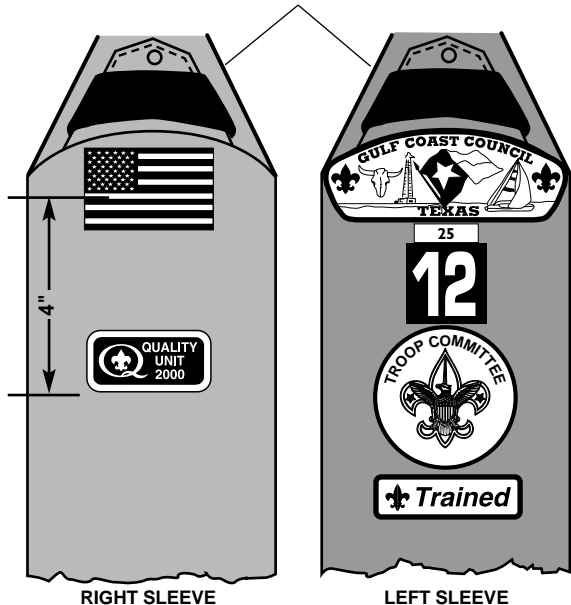
OVER

3/8"



# OFFICIAL PLACEMENT OF INSIGNIA

SHOULDER EPAULETS  
AND LOOPS

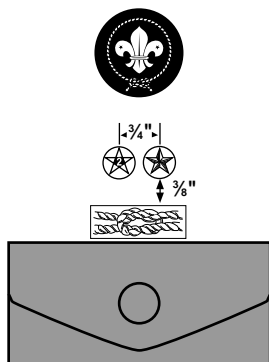


RIGHT SLEEVE

LEFT SLEEVE



RIGHT POCKET



LEFT POCKET



The Scouting Seal is your guarantee of quality, excellence, and performance.

The basic rule is neatness. Conduct uniform inspection with common sense. It is not the purpose of the inspection to embarrass anyone.

**Right Sleeve.** U.S. flag. Den numeral, if applicable, is worn 2 inches below seam. If appropriate, the most recently earned Quality Unit Award is worn 4 inches below the seam.



**Left Sleeve.** Council emblem, badge of office, and unit numeral, if applicable. Badge of office centered 4 inches below shoulder seam, but if numeral is worn, it is centered below numeral and touching it. The veteran unit bar (25, 50, 55, 60, 65, 70, 75 or 80 years) is positioned above and touching the unit numeral and also touching council emblem.

**Right Pocket.** One jamboree insignia worn above BSA or interpreter strip. Order of the Arrow lodge insignia worn on pocket flap. Temporary insignia worn centered on the pocket. Nameplate is centered above the BSA strip or interpreter strip, if worn. If the Venture or Varsity strip is worn, it is centered above the BSA strip or interpreter strip.

**Left Pocket.** Service stars and medals. Embroidered knots in rows of three. If a medal or embroidered knot is worn, service stars are raised. Badges of rank are not worn by adults. The World Crest is worn centered horizontally over the left pocket and vertically between the left shoulder seam and the top of the pocket.

**Shoulder Epaulets.** Colored shoulder loops identify the area of Scouting: blue, Cub Scouting; red, Boy Scouting (including Varsity Scout leaders in a troop); blaze (orange), Varsity Scouting; green, Venturing; silver, council and district; gold, national and regional. A Scouter should wear the color shoulder loop of the position in which he is functioning.

SHOULDER SEAM



Position diagram of insignia (see above) on sleeve to guide you on proper placement.

# MALE LEADER UNIFORM INSPECTION SHEET

**Attendance.** Presence at inspection merits 15 points.  
15 pts.

**Headgear.** Boy Scout leaders wear the olive and red visor cap, or campaign hat. Cub Scout leaders wear the blue and gold visor cap. Webelos leaders wear the blue Webelos visor cap. Varsity Scout leaders wear the blaze visor cap.

**Neckwear.** Olive leader's tie or Cub Scout or Boy Scout bolo tie with tan shirt. Neckerchief, if applicable, is worn over the turned-under collar or under the open collar. Neckwear is not required with the short-sleeve shirt worn open at the neck.

**Shirt.** Official long- or short-sleeve tan shirt with appropriate shoulder loops on epaulets.

**Belt.** Olive web with BSA insignia on brass buckle; or official leather with international-style buckle or buckle of your choice.

**Pants/Shorts.** Official, olive, pressed; no cuffs.

**Socks.** Official olive-colored, mid-calf-length socks worn with official shorts or trousers. (Long socks are optional with shorts.)

**Shoes.** Leather or canvas. Neat and clean.

**Insignia.** Correct placement on left pocket, 5 points; right pocket, 5 points; left sleeve, 5 points; right sleeve, 5 points.

**Note: Adults do not wear boys' badges of rank.**

For more information about insignia, see *Insignia Guide*, No. 33066B.

UNIFORM POINTS

INSIGNIA POINTS

TOTAL POINTS

PERFECT SCORE 100 POINTS



Position diagram of insignia (see above) right on pocket to guide you on proper placement.

**UNIFORM INSPECTION SCORE**

Name \_\_\_\_\_ Unit & No. \_\_\_\_\_

Address \_\_\_\_\_ District \_\_\_\_\_

Position in unit \_\_\_\_\_

#34284



34284

2000 BOY SCOUTS OF AMERICA

**OUR UNIT INSPECTION  
WILL BE HELD ON**

**BRING THIS FORM  
WITH YOU**

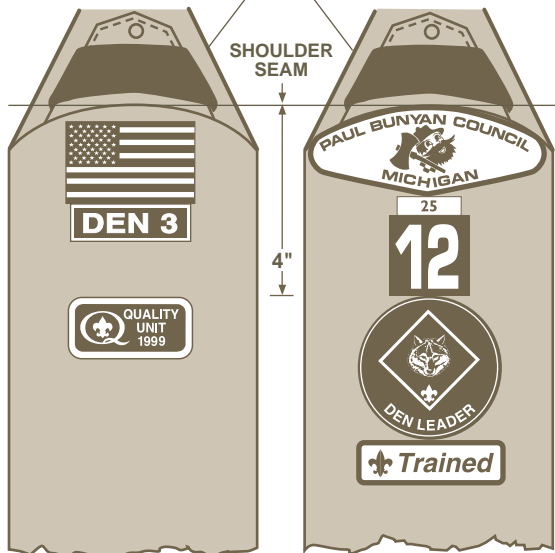
OVER

# OFFICIAL PLACEMENT OF INSIGNIA FEMALE LEADER UNIFORM INSPECTION SHEET

SHOULDER SEAM \_\_\_\_\_

SHOULDER EPAULETS  
AND LOOPS

SHOULDER  
SEAM



RIGHT SLEEVE

LEFT SLEEVE

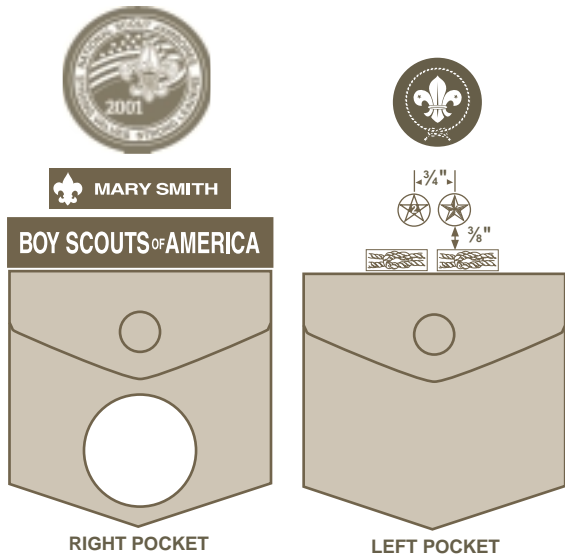
**Right Sleeve.** U.S. flag emblem. Den numeral or emblem, if applicable, below and touching flag. Only the most recent Quality Unit Award may be worn, 4 inches below the seam.

**Left Sleeve.** Council patch, badge of office, and, if applicable, unit numeral. Badge of office is centered 4 inches below shoulder seam, but if numeral is worn, it is centered below numeral and touching it. The veteran unit bar (25, 50, 55, 60, 65, 70, 75, or 80 years) is positioned above and touching the unit numeral and also touching council patch. When earned, the Trained leader strip is worn touching the badge of office.

**\*Right Pocket.** Cub Scout leaders may wear one temporary insignia centered between the right shoulder seam and the BSA strip, above the pocket. Boy Scout and Venturing leaders may wear one temporary insignia centered on the pocket. Order of the Arrow lodge insignia is worn on the pocket flap. The name tag may be worn just above the BSA strip, or on the pocket flap if no lodge insignia is worn. National jamboree insignia is worn centered and above the name tag and the BSA strip.

**Left Pocket.** Service stars and embroidered knots worn as shown, centered above the pocket. The World Crest emblem is worn centered between the left shoulder seam and the top of the left pocket.

\*See special rules for national and international events in *Insignia Guide*, No. 33066A.



RIGHT POCKET

LEFT POCKET



**The Scouting Seal  
is your guarantee of  
quality, excellence,  
and performance.**



Position diagram of insignia (see above) right on sleeve to guide you on proper placement.

# FEMALE LEADER UNIFORM INSPECTION SHEET

**Attendance.** Inspection attendance merits 15 points.

15 pts.

**Cap (optional).** Leaders wear the same visored cap as the youth they serve—blue and gold for Cub Scouting, blue and light blue for Webelos Scouting, olive and red for Boy Scouting, and brown and blaze for Varsity Scouting. Campaign hat may be worn at troop option by Boy Scout leaders.

5 pts.

**Blouse.** Women wear the long- or short-sleeve blouse. Cub Scout leaders have the option of either the yellow or tan blouse. Boy Scout leaders wear the tan blouse. Venturing leaders wear the green blouse. Shoulder loops are worn on the epaulets according to the position in which she is functioning, as follows:

20 pts.

- |        |  |
|--------|--|
| Blue   | Cub Scouting   |
| Red    | Boy Scouting   |
| Blaze  | Varsity Scouting   |
| Green  | Venturing  |
| Silver | District/council<br>(including chartered<br>organization representative) |
| Gold   | Region/national  |

**Culottes, Slacks, or Shorts.** Blue (with yellow blouse) or olive (with tan blouse) for Cub Scout leaders, olive for Boy Scout leaders, and gray for Venturing leaders. Blue socks with gold tops are worn with blue shorts, and olive green socks with red tops are worn with olive green shorts.

20 pts.

**Belt (if applicable).** Blue with Cub Scout or Webelos Scout buckle with blue pants, olive with Boy Scout buckle with olive green pants.

**Neckerchief (optional).** Blue and gold Cub Scout leader neckerchief for Cub Scout leaders, plaid Webelos Scout neckerchief with gold trim for Webelos den leaders, troop option neckerchief for Boy Scout leaders.

**Scarf (optional).** Blue and gold scarf with blue and gold uniform, red and olive scarf with olive uniform.

**Shoes.** Leader option.

**Insignia.** Correct placement left front, 10 points; right front, 10 points; left sleeve, 10 points; right sleeve, 10 points.

40 pts.

**UNIFORM POINTS**

**INSIGNIA POINTS**

**TOTAL POINTS**

*PERFECT SCORE 100 POINTS*



3/8"



## UNIFORM INSPECTION SCORE

Name \_\_\_\_\_ Unit No. \_\_\_\_\_

Address \_\_\_\_\_ District \_\_\_\_\_

Office \_\_\_\_\_ Den \_\_\_\_\_

#34281A



34281A  
ISBN 0-8395-4281-X  
©1997 Boy Scouts of America  
1999 Printing

7 30176 34281 8

Position diagram of insignia (see above) on pocket to guide you on proper placement.

**OUR UNIT INSPECTION  
WILL BE HELD ON**

**BRING THIS FORM  
WITH YOU**

OVER